Images may include options.

Semi-automatic Two-Needle Sleeve Hemmer

- Low Cost
- Simple to Operate
- Easy to Maintain
- Coverstitch does not ravel back
- Quality flat hems - No twist or roping

- Sewing head with top feed
- Two-or-three needle sewing head
- Sewing head with top feed and undertrimmer
- Sewing head with thread undertrimmer
- Auto Stacker
- Sewing head with puller and thread impact cutter
- Top coverstitch
- Two or three needle
- Electronic DC Motor

OPERATION

The operator loads the sleeve under the presser foot. The machine starts and hems the sleeve. After hemming, the sleeve may be left in a chain or the thread can be cut and the sleeve stacked.

OPTIONS

- **0211-300** Folder assembly 211M
- **211-KIT03** Thread tension release
- **211MKIT01** Vacuum chain remover
- **191297C** ACC, Blow gun & light
- **SP211M** Spare parts kit

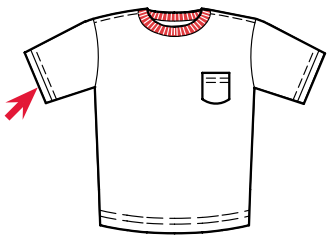

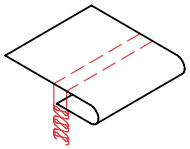

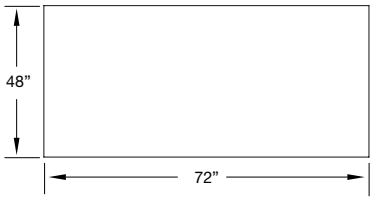

SPECIFICATIONS / ESPECIFICACIONES	
Voltage (v/ph/hz) / *Voltaje (v/ph/hz)*	220v 1ph
Current (amps) / *Amperaje (amperios)*	5
Air pressure (psi) / *Presión de aire (psi)*	90
Air consumption (cfm) / *Consumo de aire (cfm)*	19
Shipping weight (lbs) / *Peso de embarque (lbs)*	950
Shipping dimensions (w/l/h, inch) / *Dimensiones de embarque (w/l/h, pulgadas)*	60 x 62 x 60

PRODUCTION / PRODUCCIÓN	
Pieces per hour / *Piezas por hora*	125

Depending on material and size of parts

PATENTS: Our equipment may be covered by one or more patents.
Please go to the following web page for an up-to-date patent list: www.atlatt.com/patents
© 2017 Atlanta Attachment Co. 17014081017

362 Industrial Park Drive
Lawrenceville, GA 30046 USA
+1 (770) 963-7369 • FAX +1 (770) 963-7641